


## Seal the Gaps

Watch Your Profits Grow

### STANDARD FEATURES

- A** Replaceable polypropylene J-hooks
- B** 22 oz. Hi-Tear vinyl base fabric on vertical base pads for superior flexibility
- C** Durable head frame made from non-rot pressure-treated lumber covered with UV treated polyethylene sheeting
- D** Two vertical foam side pads with removable curtains for ease of maintenance
- E** High-visibility yellow guide stripes
- F** Replaceable foam bottom pads for easy maintenance and secure sealing
- G** Galvanized mounting hardware†
- H** 40oz Hi-tear vinyl reinforced wear pleats/flaps on corners of head curtain
- I** Reinforced double layer on top and bottom of side curtains



†Not all features visible in photo.

### A New Level of Environmental Control

- Generally designed to accommodate up to 10' wide by 10.5' high door openings, the HingeMaster™ is a full-access dock shelter with superior sealing efficiency.
- State-of-the-art add-ons are available to customize the HingeMaster™ for any unique or site-specific applications.

### The J-Hook Solution

- When barn-style trailer doors are open, the hinge gap around the sides creates the spatial equivalent of a 2 ½ foot square opening in the building wall. The HingeMaster™ J-hooks seal off this negative space, preventing debris entry and loss of conditioned air.
- The J-hooks support a tight top-to-bottom side seal without limiting access to the trailer interior.

### Built to Last

- Misaligned trucks can damage many shelters. The HingeMaster™ side frames retract on impact, preserving the integrity of the unit even during peak usage periods.
- Foam side frames also provide horizontal flexibility for maximum seal quality.

### Recommended Applications

- Bottling plants, automotive facilities, and other applications where full access to the trailer is required.
- Cargo handling in climate-controlled buildings.
- Loading and unloading in high-cleanliness locations such as food, beverage, or pharmaceuticals storage.



### A Sealing Solution Made to Order

- For next-level value and performance, the HingeMaster™ can be constructed from our premium durability fabrics.

### Options:

- Extra projection
- Wood build-out box
- Additional drop in head curtain
- Gussets in head curtain
- Tapered side pads
- Galvanized steel head frame
- Additional width on head curtain
- Reflective guides (strongly recommended)

# Building Loading Dock Solutions



## Increased Safety and Performance Options

**A: Dock Leveler:** Blue Giant offers a comprehensive line of dock leveler models to suit the most challenging application and capacity requirements. Available in pit style or vertical storing designs, as well as hydraulic, air-powered, and mechanical models.

**B: StrongArm™ Vehicle Restraint:** Blue Giant vehicle restraints lock trailers securely into position at the loading dock, providing a solid defense against trailer creep or premature truck departure. Hydraulic, electric, and mechanical models available.

**C: Advanced Lights Communication Package:** Control panel LED lights and low-profile weatherproof traffic lights keep truck drivers and warehouse employees advised of equipment status. Additional safety provided by mirror-image driver warning signs.

**D: Dock Bumpers:** Protect your building walls and incoming trailers with Blue Giant dock bumpers. Available in “molded” and “laminated” styles, with an optional steel face plate available, depending on the specific model.

**E: Blue Genius™ Touch Control Panel:** Revolutionary touch controls allow an entire dock system to be operated from one safe and convenient location. Features rapid-response touch buttons and keypad and an LCD screen that displays real-time operational and troubleshooting instructions.



**F: Wheel Chocks:** OSHA-recommended for an extra degree of dock safety, Blue Giant wheel chocks manually lock truck wheels in place, preventing shifting or moving during cargo handling. Rubber and laminated versions available.

**G: Reflective Guides:** Blue Giant Reflective Guides clearly identify the dock location in all weather conditions, safely guiding incoming trucks into the correct position.

**BLUE GIANT**  
BLUE GIANT EQUIPMENT CORPORATION

Corporate 85 Heart Lake Road South  
Brampton, ON, Canada L6W 3K2  
t 905.457.3900 f 905.457.2313

USA 6350 Burnt Poplar Road  
Greensboro, NC 27409  
[www.BlueGiant.com](http://www.BlueGiant.com)

AUTHORIZED DISTRIBUTOR

Blue Giant offers a full line of dock levelers, dock safety equipment, seals and shelters, accessories, ergonomic and scissor lift equipment and industrial trucks. Concurrent with our continuing product improvement program, specifications are subject to change without notice. Please contact Blue Giant for latest information. Some features illustrated may be optional in certain market areas.