



**Keep your loading dock  
safe with Blue Giant  
wheel chocks**

When it comes to heavy equipment in the shipping and receiving area, safety is always a concern. Blue Giant wheel chocks secure the truck wheels and prevent them from shifting or moving during loading and unloading.

**Safety First**

OSHA requires trucks to have their rear wheels chocked and / or the brakes set at all times. For maximum safety two wheel chocks per trailer are recommended (1910.178 (K) 1). Blue Giant wheel chocks help building managers satisfy applicable safety standards and meet both legal and insurance-related obligations.

**Laminated Wheel Chocks**

Constructed from heavy-duty reinforced rubber and equipped with a large handle for easy carrying and positioning, laminated wheel chocks provide a sure grip on concrete or paved surfaces in all weather conditions.

**Molded Wheel Chocks**

Molded rubber wheel chocks provide reliable protection in all weather conditions. Made from solid molded rubber that will not rot or absorb water.

**Chock Safety Kits**

Blue Giant chock safety kits are the next level of defense against accidental trailer separation. Each kit consists of a laminated or molded chock with 15' chain and mirror image chock reminder sign.

**Wheel Chocks**

# Wheel Chocks

**BLUE GIANT**<sup>®</sup>  
AFTERMARKET SOLUTIONS



## Molded Wheel Chock

Part # 090-490

### Product Details

- Durable in all weather conditions
- Measures 9.5" L x 6.5" W x 8" H (241mm x 165mm x 203mm)
- Meets all OSHA requirements




## Laminated Wheel Chock

Part # 090-496

### Product Details

- Constructed from heavy-duty reinforced rubber, with large handle for easy carrying and positioning
- Provides a sure grip on concrete or paved surfaces in all weather conditions
- Measures 9" L x 11" W x 5" H (229mm x 279mm x 127mm)
- Meets all OSHA requirements




## Aluminum Wheel Chock

Part # 090-490-ALUM

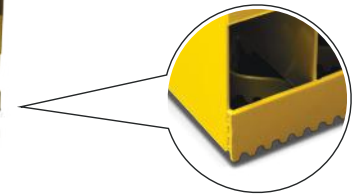
### Product Details

- Lightweight, with excellent grip on tire and driveway
- Measures 11.5" L x 7" W x 8" H (292mm x 178mm x 203mm)
- Meets all OSHA requirements



## Ice Wheel Chock

Part # 701-B22



### Product Details

- Sawtooth bottom securely grips icy and slippery surfaces
- Powder coated safety yellow for high visibility
- Measures 10.5" L x 8" W x 9.25" H (267mm x 203mm x 235mm)
- Meets all OSHA requirements



## Molded Chock Safety Kit

Part # 701-B99

**Kit includes:** Molded chock, chain, bracket, and caution sign



## Laminated Chock Safety Kit

Part # 701-B99-1

**Kit includes:** Laminated chock, chain, bracket, and caution sign

**BLUE GIANT**<sup>®</sup>  
BLUE GIANT EQUIPMENT CORPORATION

**Corporate** 85 Heart Lake Road South  
Brampton, ON, Canada L6W 3K2  
t 905.457.3900 f 905.450.6555

**USA** 6350 Burnt Poplar Road  
Greensboro, NC 27409  
[www.BlueGiant.com](http://www.BlueGiant.com)

AM-WC-122414

Blue Giant offers a full line of dock levelers, dock safety equipment, seals and shelters, accessories, ergonomic and scissor lift equipment and industrial trucks. Concurrent with our continuing product improvement program, specifications are subject to change without notice. Please contact Blue Giant for latest information. Some features illustrated may be optional in certain market areas.

If calling within North America: t 1.800.668.7078 f 1.888.378.5781

© Copyright Blue Giant Equipment Corporation 2014